

**“If the Government is serious about improving experiences for patients,** it needs to listen to those of us who dedicate our working lives to looking after them in increasingly difficult circumstances.

**“We’ve lost the equivalent of more than 2,000 full-time, fully qualified GPs in England** since this Government first promised 5,000 more in 2015; **this should be a mark of shame for ministers.**”

“Messages like the one sent by Mr Barclay **will only push more GPs towards the exit door** and leave more patients struggling to see a family doctor.”

**Dr Kieran Sharrock**  
Acting Chair of the BMA’s  
England GP Committee

The Government, Department of Health & Social Care, and NHS England continue to introduce policies that further undermine the future of general practice.

Policy decisions over the past decade have led to an ever decreasing number of GPs who are unable to keep up with the increasing demand for services.


We need your support  
**Please be patient**


**Sources:**

BMA - GP Leaders dismayed as Secretary of State refuses additional help for practices (03-03-23);  
BMA - GP leaders reject ‘unsafe and insulting’ contract offer for England (02-03-23)

*Data correct as of March 2023*

Produced by

**LOCAL LEICESTERSHIRE  
MEDICAL LEICESTER  
COMMITTEE RUTLAND**  
to support local General Practices



# 1 in 4 people

**effectively do not have  
safe access to a GP**


in Leicestershire, Leicester, and Rutland

There are now less than 41 GPs per 100,000 people in Leicestershire, Leicester, and Rutland, down from a national average of 52 in 2015.

The ratio to provide a safe service is 56 GPs per 100,000 people.

This effectively leaves over 315,000 patients without a safe service.

GPs are trying their best to keep up with ever increasing need for appointments with fewer resources.



## We need your support


# Please be patient

**Sources:**

NHS Digital - General Practice Workforce;  
NHS Digital - Appointments in General Practice;  
NHS Workforce Statistics

*Data correct as of March 2023*

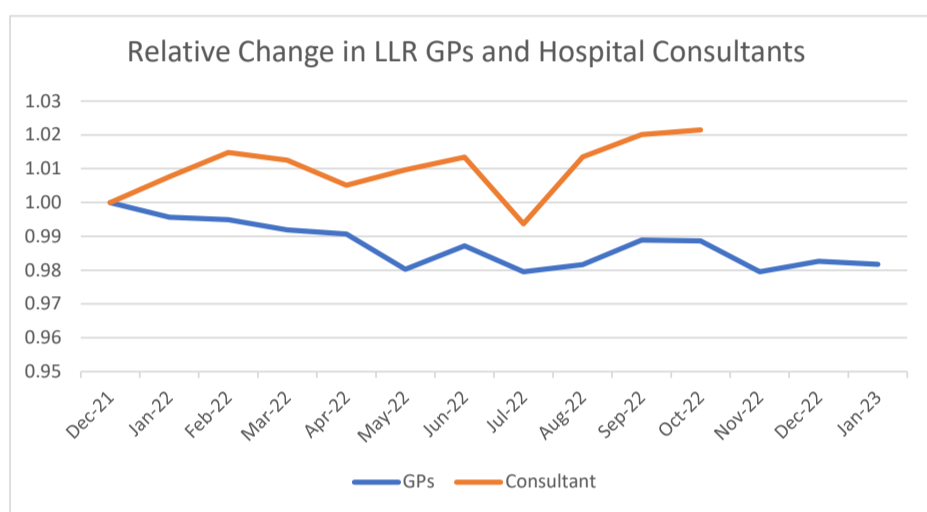
Produced by

**LOCAL LEICESTERSHIRE  
MEDICAL LEICESTER  
COMMITTEE RUTLAND**  
to support local General Practices

Although numbers of Consultants and other medical professionals have been on the increase,

**there are over 2,070 fewer GPs in England** than there were in 2015.

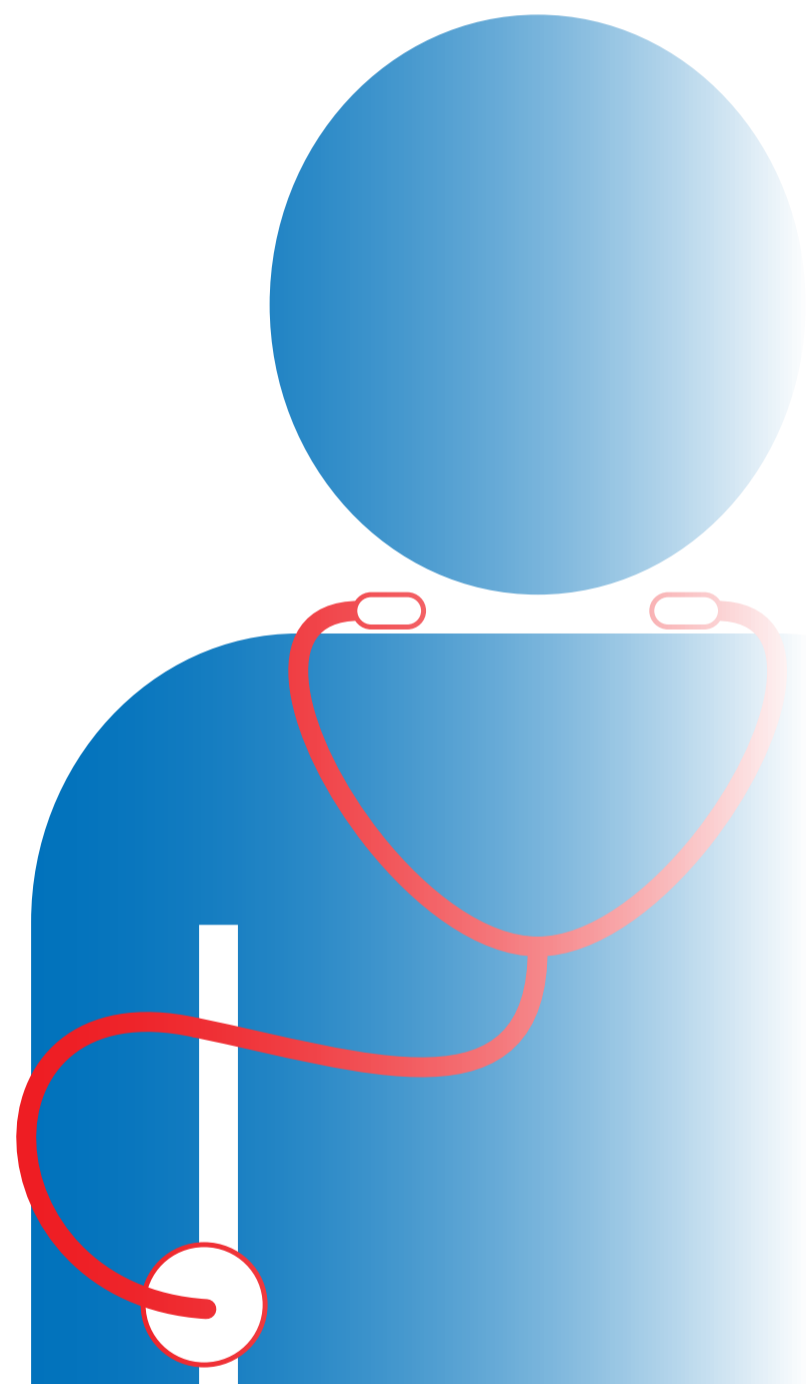
**470 GPs left since last year**



In Leicestershire, Leicester, and Rutland, GPs as a percentage of total NHS staff has consistently dropped since 2021.

We lost 470 GPs in England between January 2022 and 2023.

With an ageing population and an increased workload for GPs since the pandemic, this drastically affects our ability to provide appointments.




We need your support  
**Please be patient**

**Sources:**

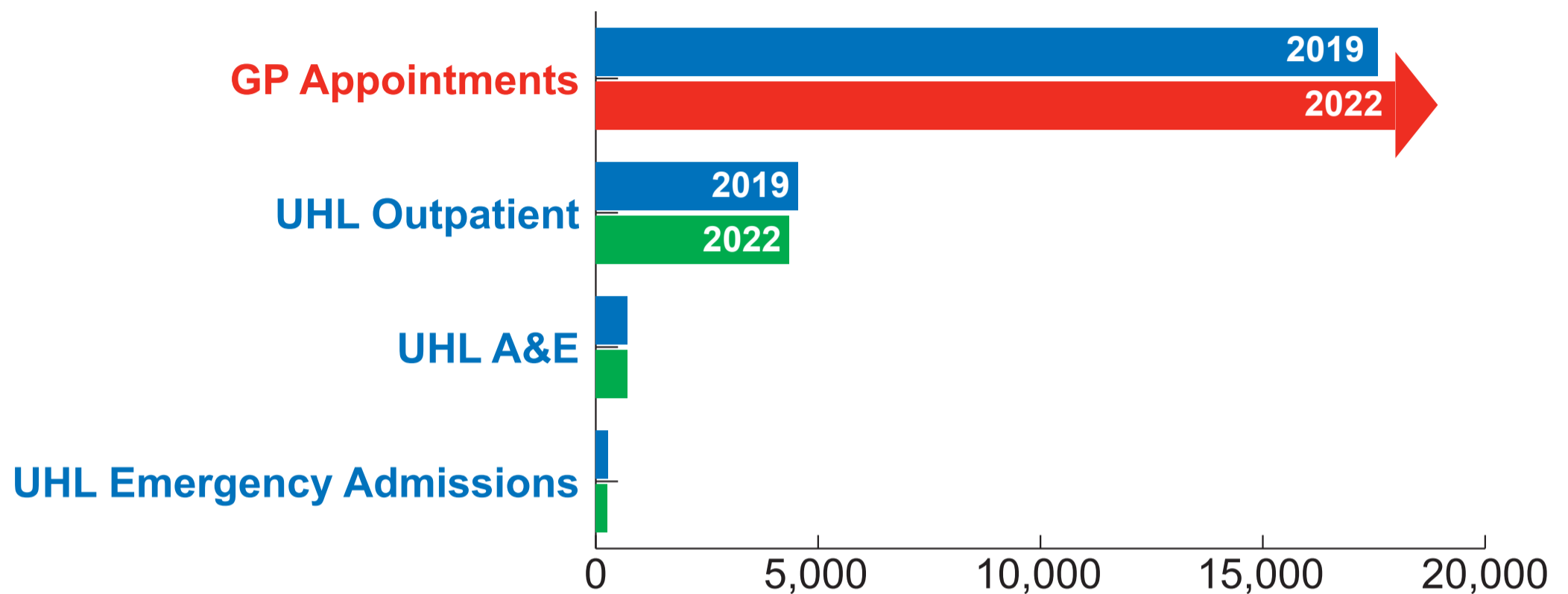
NHS Digital - General Practice Workforce;  
NHS Digital - Appointments in General Practice;  
NHS Workforce Statistics

Data correct as of March 2023

Produced by

**LOCAL LEICESTERSHIRE  
MEDICAL LEICESTER  
COMMITTEE RUTLAND**  
to support local General Practices

# The vast majority of NHS healthcare starts and finishes in general practice



## Weekly NHS Activity in Leicestershire, Leicester and Rutland

2019 vs 2022

Local GP appointments in Leicestershire, Leicester, and Rutland increased 7.7% compared with pre-pandemic levels, despite the number of GPs continuing to shrink.

In May 2022 the increase (+ 15%) was so high that it had a significant impact on the UK Gross Domestic Product (GDP)

With 90% of NHS healthcare in the UK starting and finishing in general practice, GPs are working harder than ever.


# We need your support Please be patient

### Sources:


NHS Digital - General Practice Workforce;  
NHS Digital - Appointments in General Practice;  
NHS Workforce Statistics

Data correct as of March 2023

Produced by

**LOCAL LEICESTERSHIRE  
MEDICAL LEICESTER  
COMMITTEE RUTLAND**  
to support local General Practices



# Why can't I get an appointment with my GP?



General practices are working harder than ever.

There are now 7.7% more appointments than before the pandemic.

Successive government policies are causing the number of GPs to shrink year-on-year.



## We need your support Please be patient

**Sources:**

NHS Digital - General Practice Workforce;  
NHS Digital - Appointments in General Practice;  
NHS Workforce Statistics

*Data correct as of March 2023*

Produced by



**LOCAL LEICESTERSHIRE  
MEDICAL LEICESTER  
COMMITTEE RUTLAND**

to support local General Practices